Tableaux Ex. d'application/Formes/Positions des ports du collecteur

■Position standard du trou de montage

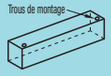

*Les trous de montage standard se trouvent aux emplacements indiqués sur le schéma de gauche. Ils ne s'appliquent pas à certains types. Pour plus d'informations, consulter la page de chaque produit.

Blocs collecteurs-Hydrauliques/Pneumatiques

Trou en T

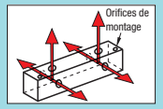

■Ex. d'application

Matériau	Acier (EN 1.0038 équiv.)	Acier inoxydable (EN 1.4301 équiv.)	Alliage d'aluminium
Fluides recommandés	Lubrifiant, Huile de coupe, Liquide de refroidissement, etc. * Peut également être utilisé dans l'air	Eau, etc. * Peut également être utilisé dans l'huile et dans l'air	Air, etc.
Caractéristiques	Prix bas	Résistant à la rouille	Léger
Pression de fonctionnement max.	20.6MPa≈210kgf/cm² ou inf.		1MPa≈10kgf/cm² ou inf.
Diam. intérieur Exemple	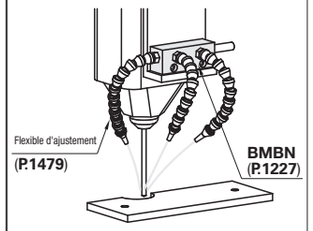 Bifurcation de l'huile de coupe	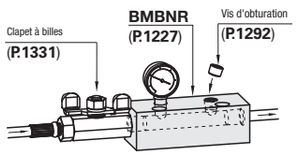 Associé au manomètre	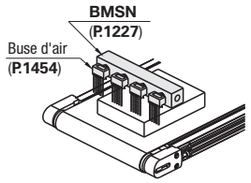 Bifurcation de l'évacuation d'air

■Blocs collecteurs, Borniers

Page	P.1226, 1231, 1232	P.1227, 1230, 1233, 1234	P.1228, 1235, 1236	P.1229, 1237, 1238
Positions des ports	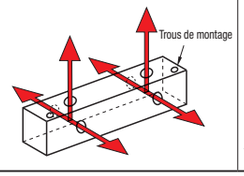	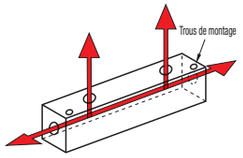	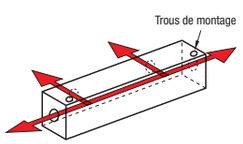	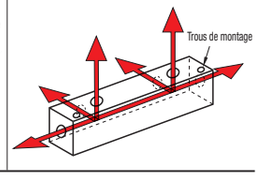

Page	P.1230, 1240	P.1239, 1251, 1252	P.1243	P.1243
Positions des ports	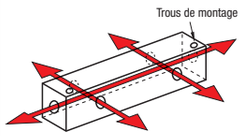	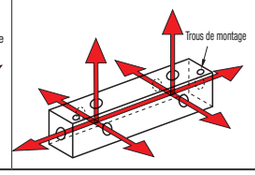	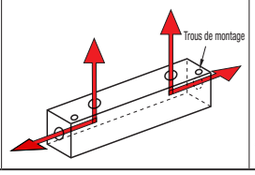	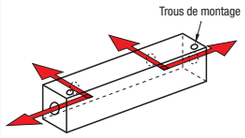

Page	P.1241	P.1242	P.1242	P.1243
Positions des ports	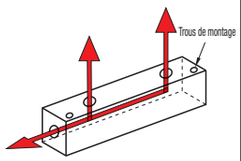	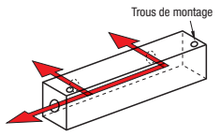	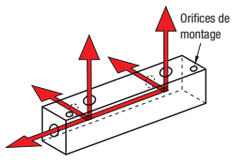	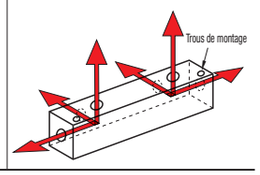

Page	P.1244	P.1244	P.1245, 1247, 1248	P.1246, 1249, 1250
Positions des ports	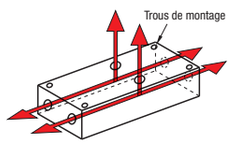	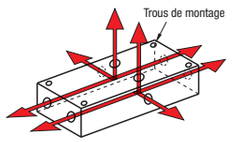	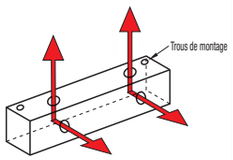	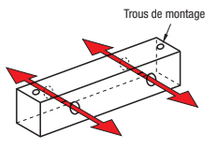

■Collecteurs de tuyaux

Page	P.1256	P.1256	P.1257, 1258, 1259	P.1260	P.1260
Positions des ports	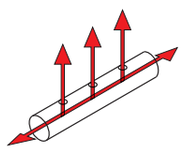	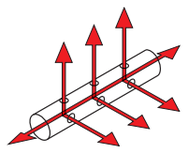	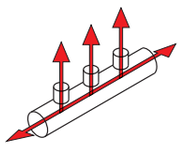	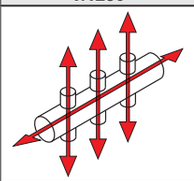	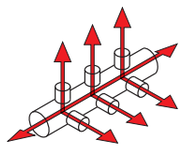

Pour connaître le couple de serrage recommandé pour les filetages mâles coniques et obtenir des informations sur les avant-trous traversants, voir la **P.1224**.

Type	Matériau	Traitement de surface	Pression de fonctionnement max.
BMAN	EN 1.0038 équiv.	Galvanisation au zinc	20.6MPa≈210kgf/cm² ou inf.
BMANR	EN 1.4301 équiv.	-	
BMGN	Alliage d'aluminium	-	1MPa≈10kgf/cm² ou inf.

* BMGN⊗-55N convient à un espace restreint.

Le matériau de BMGN⊗–55N correspond à EN AW-6063 équiv.

6.3

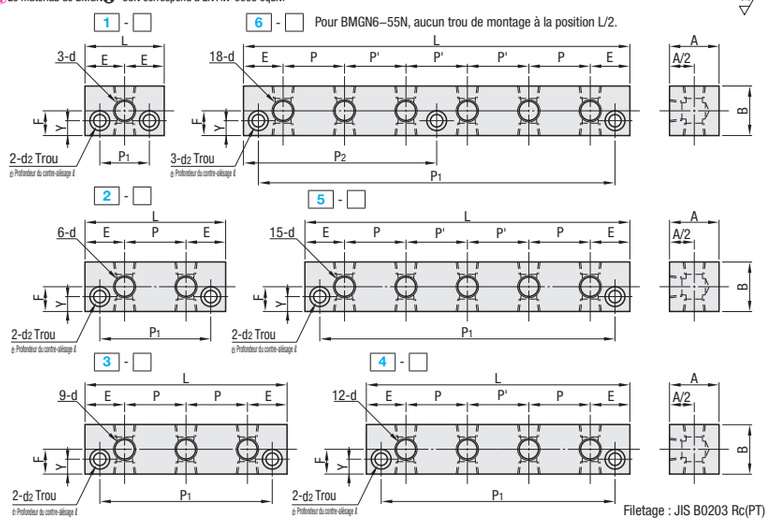

RoHS10

Référence pièce Type	N°		d Rc(PT)	A	B	L	P	P'	P1	P2	E	F	Y	d1	d2	ℓ	Prix unitaire BMAN	Prix unitaire BMANR
BMAN (hydraulique, huile) BMANR (hydraulique, eau)	1	11	1/8	40	30	40	-	-	25	-	20	B/2	7	11	6.6	6.5		
		22	1/4															
	2	11	1/8		30	80	40	-	65	-	20							
		22	1/4															
		33	3/8		40		38				21							
	3	11	1/8		30	120	40	-	105	-	20							
		22	1/4															
		33	3/8		40		39				21							
	*4	11	1/8		30	160	40	40	145	-	20							-
		22	1/4															
		33	3/8		40		39				21							-
	*5	11	1/8		30	200	40	40	185	-	20							-
		22	1/4															
		33	3/8		40		39				21							-
	*6	11	1/8		30	240	40	40	225	120	20							-
		22	1/4															
		33	3/8		40		39				21							-

* 4, 5 et 6 sont disponibles uniquement pour BMAN.

Référence pièce Type	N°		d Rc(PT) M (normal)	A	B	L	P	P'	P1	P2	E	F	Y	d1	d2	ℓ	Prix unitaire
BMGN (pneumatique)	1	11	1/8	25	25	40	-	-	25	-	20	12.5	7	9.5	5.5	5.5	
		22N	1/4	35	35							17.5					
		55	M5	25	25							12.5					
		55N		15	15	30			20		15	7.5	3.5	-	4.3	-	
	2	11	1/8	25	25	70	30	-	55	-	20	12.5	7	9.5	5.5	5.5	
		22N	1/4	35	35							17.5					
		55	M5	25	25							12.5					
		55N		15	15	45	15		35		15	7.5	3.5	-	4.3	-	
	3	11	1/8	25	25	100	30	-	85	-	20	12.5	7	9.5	5.5	5.5	
		22N	1/4	35	35							17.5					
		55	M5	25	25							12.5					
		55N		15	15	60	15		50		15	7.5	3.5	-	4.3	-	
	4	11	1/8	25	25	130	30	30	115	-	20	12.5	7	9.5	5.5	5.5	
		22N	1/4	35	35							17.5					
		55	M5	25	25							12.5					
		55N		15	15	75	15	15	65		15	7.5	3.5	-	4.3	-	
	5	11	1/8	25	25	160	30	30	145	-	20	12.5	7	9.5	5.5	5.5	
		22N	1/4	35	35							17.5					
		55	M5	25	25							12.5					
		55N		15	15	90	15	15	80		15	7.5	3.5	-	4.3	-	
	6	11	1/8	25	25	190	30	30	175	95	20	12.5	7	9.5	5.5	5.5	
		22N	1/4	35	35							17.5					
		55	M5	25	25							12.5					
		55N		15	15	105	15	15	95	-	15	7.5	3.5	-	4.3	-	

Ordering Example

Référence pièce
BMAN2-33
BMGN3-22N